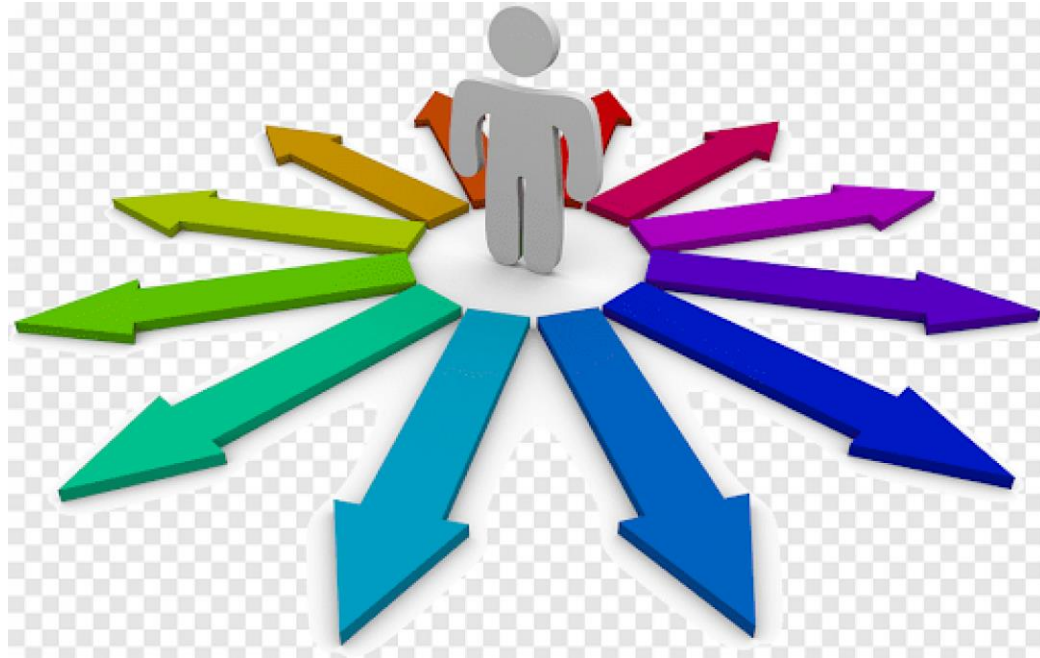


Course Selection



Waitakibhs.bridge.school.nz



Waitaki Boys'
HIGH SCHOOL

SIGN IN

Please choose your account type




Parents or
Caregivers



Student



School Staff





Student Sign In

Sign in the Microsoft tab
using your school login

Please use your school-registered email to sign in



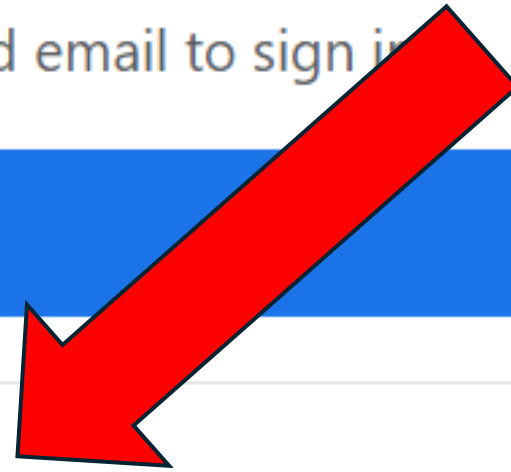
Google



Microsoft



MyLogin





Sign in

Use your login number as an email

12345678@waitakibhs.school.nz

Email, phone, or Skype

No account? [Create one!](#)

[Can't access your account?](#)

Next

Find your different options in Learning Areas

Waitaki Boys' High School



Calendar



Notices



Class Efforts



Attendance Summary



Reports, Results and Financial

Course Selection



Useful Information



Learning Areas



Recommended Courses



Favourite Courses



Courses I've Selected





Career Job Search

Help

Learning Areas

[Course List](#)

You can select courses in following Learning Areas



Social Science

Social Science Learning Area

Courses you can select from Social Science

A rectangular card with a blue-to-purple gradient background. The text is in the bottom left corner.

L1COM
Level 1 Commerce

A rectangular card with a green-to-yellow gradient background. The background image shows a stone archway leading to a landscape with hills and trees.

L1GEO
Level 1 Geography

A rectangular card with a purple-to-pink gradient background. The background image shows a close-up of a compass rose and historical documents.

L1HIS
Level 1 History

A rectangular card with a green-to-yellow gradient background. The background image shows a white plumeria flower.

L1PAC
Level 1 Pacific Studies

Typical Subject Page

Scroll down for subject pathways and careers information

▼ Description

Geography Level 1

In Geography at Level One you will gain an introduction into geography and geographic skills. This involves starting to explain and describe some of the complexities of our world. You will attempt to understand how different people interact with each other and how people interact with the environment.

There is a significant step up from Year 10 Social Science in terms of reading and interpreting sources. You will be required to complete work in class and at home in preparation for assessments.

Geography at level 1 will be broken down into two subsets. Physical Geography and Cultural Geography. Students will learn base knowledge about how environments are created such as mountains, rivers, coastlines, vegetation biomes, glaciers and volcanic environments as well as how people interact with these environments. Students will then move into human geography topics such as migration, global development, geopolitics, population demographics and economic activity

Teacher in Charge



Samuel Henehan



Beatrix Cox

Social Science

▼ Course Overview

1

Term 1

Introduction to Geography
Introduction to Physical Geography
Introduction to Human Geography
Geographic writing
Geographic Skills- Mapping
Geographic Skills- Graphing
Geographic Perspectives/Issues
Spatial/temporal patterns
Assessment preparation
Assessment Week (1.1)

✓ Select Course

Click to select the course



Click on the “My Courses” tab to see what you have selected .

Overview | Learning Areas | Recommended Courses | **My Courses**



My Courses

Generate Summary

As a Year 10 student, selecting courses for Year 11 (2026), you have 3 out of 7 courses selected.

Selected Core Courses

#1
L1ENA
Level 1 English
This course is compulsory

#2
L1MAT
Level 1 Mathematics
This course is compulsory

#3
L1SCI
Level 1 Science
This course is compulsory

#4
Select Course

#5

Selected Core Courses

#1 L1ENA Level 1 English This course is compulsory	#2 L1MAT Level 1 Mathematics This course is compulsory	#3 L1SCI Level 1 Science This course is compulsory	#4 Select Course
#5 Select Course			

Selected Backup Courses

#1 Select Course	#2 Select Course
---------------------	---------------------

Remember to select 2 alternative choices

